

Executive Summary



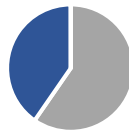
Prepared by: Fernanda Garcia • Data & Research Analyst • 860-560-5133 • garciaf@crtct.org

Introduction:

According to the Connecticut Community Action Network Guide for Community Action Plans, all Community Action Agencies (CAA) must complete a comprehensive community needs assessment at least once every three years to accurately identify, thoroughly describe, and characterize the needs of low-income people within the CAA's service area. Fiscal Year 2024 is the second year of this triennial cycle; therefore, CRT's 2024 CAP Report includes an update of the demographic, social, economic, and health indicators for our service areas. This executive summary provides a snapshot of some of the demographic data and a progress update on the goals set for the triennial cycle.

Agency Demographics (CSBG Data):

The Community Renewal Team, Inc. (CRT) continues to help thousands of households and individuals every year. According to the 2023 CSBG Report, the following demographics were obtained:



White – 25%,
Black/African American – 28%
Hispanic/Latinx/Spanish – 33%,
Multiracial – 6%

CRT provided services and support to **57,967** individuals from **27,667** households in the state of Connecticut

CRT serves **61% Females, 39% Males**, and 0.01% people who identify as Other

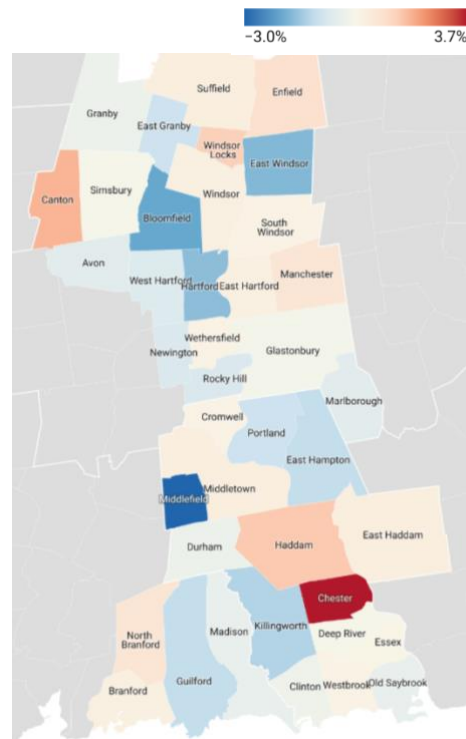
CRT's service population continues to be racially diverse through the above identifications of race and ethnicity

Household Composition (CSBG)							
Single Person	Two Adults NO Children	Single Parent Female	Single Parent Male	Two Parent Household	Non-related Adults with Children	Multigenerational Household	Other
50%	11%	24%	2%	8%	0.1%	3%	2%

Community Demographics (ACS Data)

Poverty:

Area	Poverty (%)	% Change from CAP 2021 Update
Connecticut	10.3%	↑ 0.2%
Bloomfield	7.3%	↓ -1.9%
East Hartford	13.7%	↑ 0.6%
Enfield	10.3%	↑ 1.2%
Hartford	26.9%	↓ -1.5%
Manchester	11.9%	↑ 1.0%
Middletown	11.9%	↑ 0.7%



Unemployment:

Location	Average Count	Average Rate
CT	79169	4.2%
Bloomfield	507	4.3%
East Hartford	1399	5.2%
Enfield	878	3.9%
Hartford	3539	6.8%
Manchester	1336	4.1%
Middletown	1100	4.2%

Living Wage Estimates (MIT Living Wage Calculator)

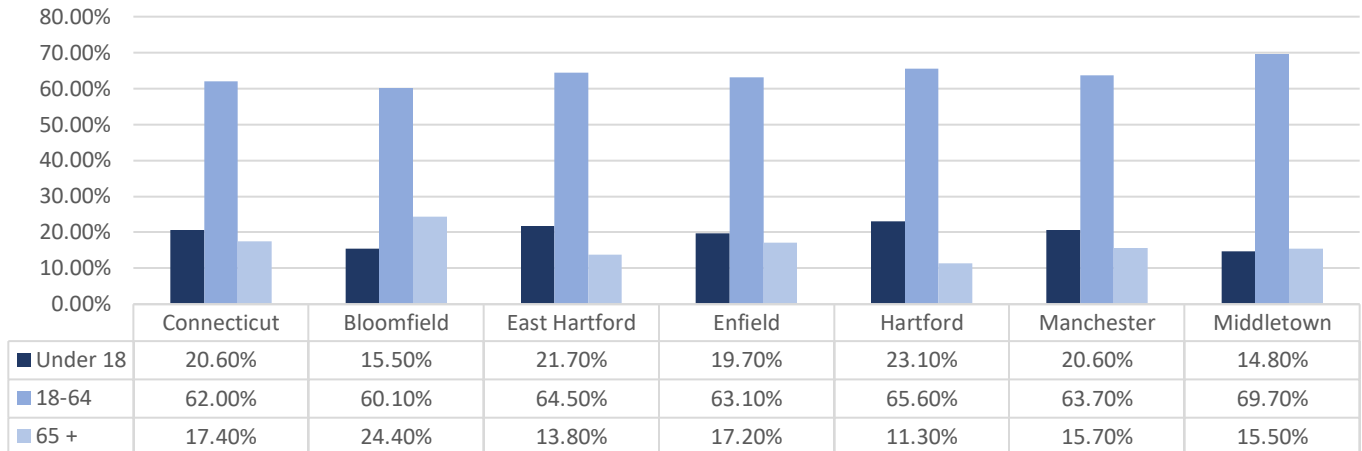
Hartford County			
	Living	Poverty	Minimum
1 Adult <i>Annual Estimate</i>	\$22.66 \$47,133	\$7.24 \$15,059	\$15.69 \$32,635
1 Adult & 1 Child <i>Annual Estimate</i>	\$45.48 \$94,598	\$9.83 \$20,446	\$15.69 \$32,635
2 Adults & 1 Child <i>Annual Estimate</i>	\$59.56 \$123,885	\$12.41 \$25,813	\$15.69 \$32,635

Annual Household Income

Area	Median Household Income
Connecticut	\$91,665
Hartford County	\$91,005
Hartford	\$42,397



Connecticut Age Distribution:



Senior Age Distribution:

Area	Percentage of Seniors (65+)	% Change from CAP 2021 Update	Current Median Age
Connecticut	17.4%	↑ 0.2%	41.5
Bloomfield	24.4%	↓ -0.1%	46.8
East Hartford	13.8%	↑ 1.2%	37.8
Enfield	17.2%	0.0%	40.2
Hartford	11.3%	↓ -0.2%	33.1
Manchester	15.7%	↓ -0.2%	36.9
Middletown	15.5%	↓ -0.7%	37.5

Agency Gathered Data:

The Community Renewal Team was able to successfully complete customer satisfaction and customer interest surveys to understand programmatic needs within our service areas. For this fiscal year, eleven reports have been completed thus far. The agency has made an effort to provide surveys online to ease the surveying process. This year, the 2024 Energy Assistance Survey sent out *only* online surveys, resulting a successful response rate of 124% of our goal. Furthermore, from our Energy Assistance Satisfaction survey data, **97% of individuals state that they would recommend services to friends/family.**

Highlighted below are the updated goals and some of the strategies and successes the Agency has achieved.

Childcare - Infant/Toddler

GOAL: Increase the number of Infant/Toddler spaces available in the community, for low-income families, and increase the number of Child Development Associate certified staff.

- Opened new classrooms at CRT's Ritter and Douglas Street locations. Both locations have fully enrolled classrooms.
- The educators in Training Workforce Pilot Program trained 11 educators and were hired as full-time employees.

Behavioral Health Services

GOAL: Increase access and reduce barriers to quality BHS services for youth.

- CRT expanded program service to work closely with emergency, and police services to better address specific mental health needs in the community.
- CRT formalized and internship program offering opportunities to students to receive formal instruction in all aspects of services offered via CRT Clinical Services Division.

Housing Issues

GOAL: Increase access to permanent housing for homeless individuals and explore options to create additional housing opportunities for low-income seniors.

- Awarded a new contract from the Balance of State (CTBOS) and HUD to expand permanent supportive housing.
- Awarded a new grant from Hispanic Federation for our DOC Scattered-Site Housing Program and The McKinney.
- DOC Scattered-Site Supportive Housing Program expanded their Road to Success (RTS) initiative.

Food Insecurity

GOAL: Increase nutrition services to seniors in the community by advocating for additional funding, and access to SNAP benefits.

- CRT has been able provide meals to a homeless shelter in Middletown.

